

# BCIA 2022 AGM Treasurer's Report

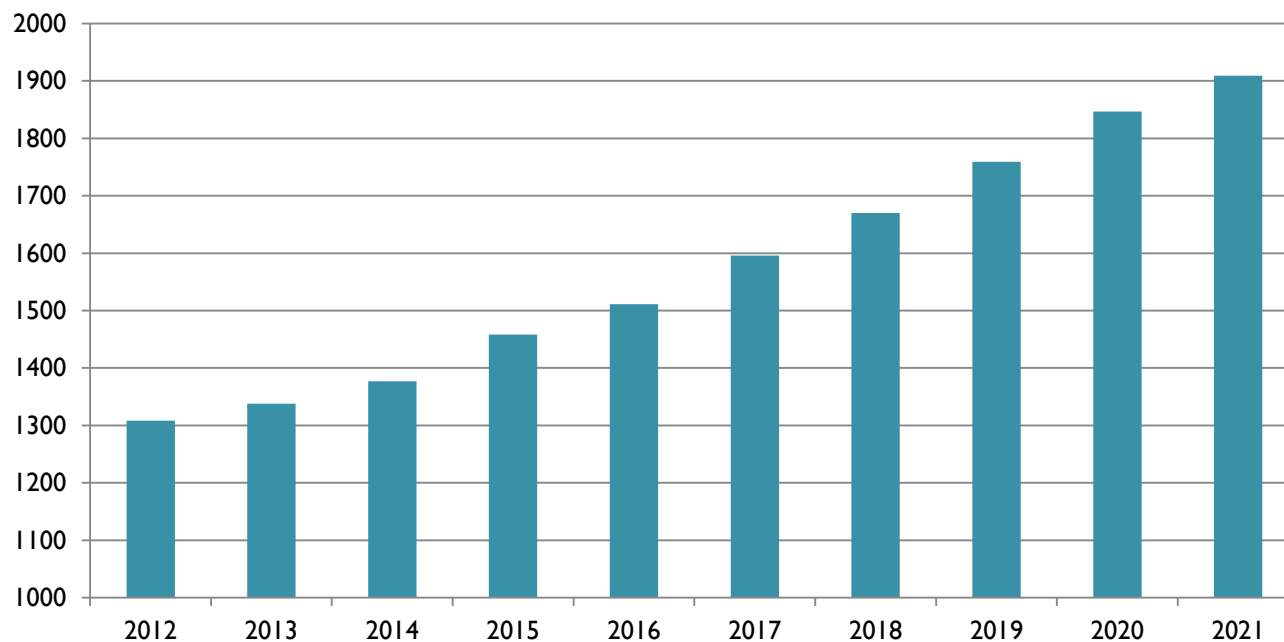
## Items to be covered

- Summary of 2021 Audited Financial Report
- 2021 Branch Financials
- Presentation of 2022 Budget (unaudited)
- Appointment of Auditor for 2022

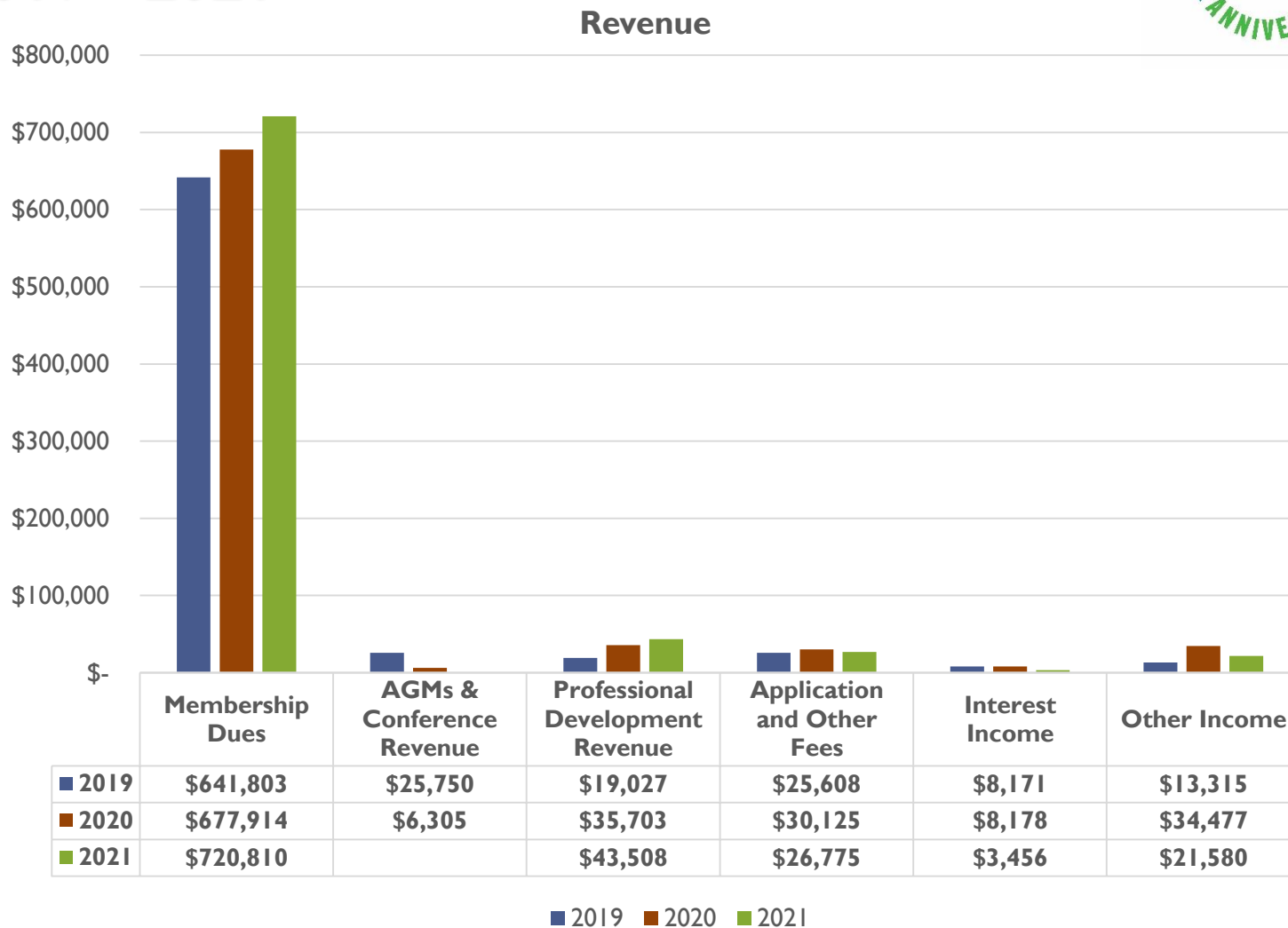
## Total Assets increased by 20% between 2020 and 2021

Assets	2021 Actual	2020 Actual
Cash and cash equivalents	\$ 343,983	\$ 247,799
Short-term investments	\$676,622	\$ 628,044
Accrued interest receivable	\$ 1,622	\$ 3,044
Accounts receivable	-	-
Prepaid expenses	\$ 36,103	\$ 9,606
Equipment & furnishings (capital)	\$ 81,905	\$ 65,623
<b>Total Assets</b>	<b>\$1,140,235</b>	<b>\$954,116</b>

## 46% Increase in registration since 2012

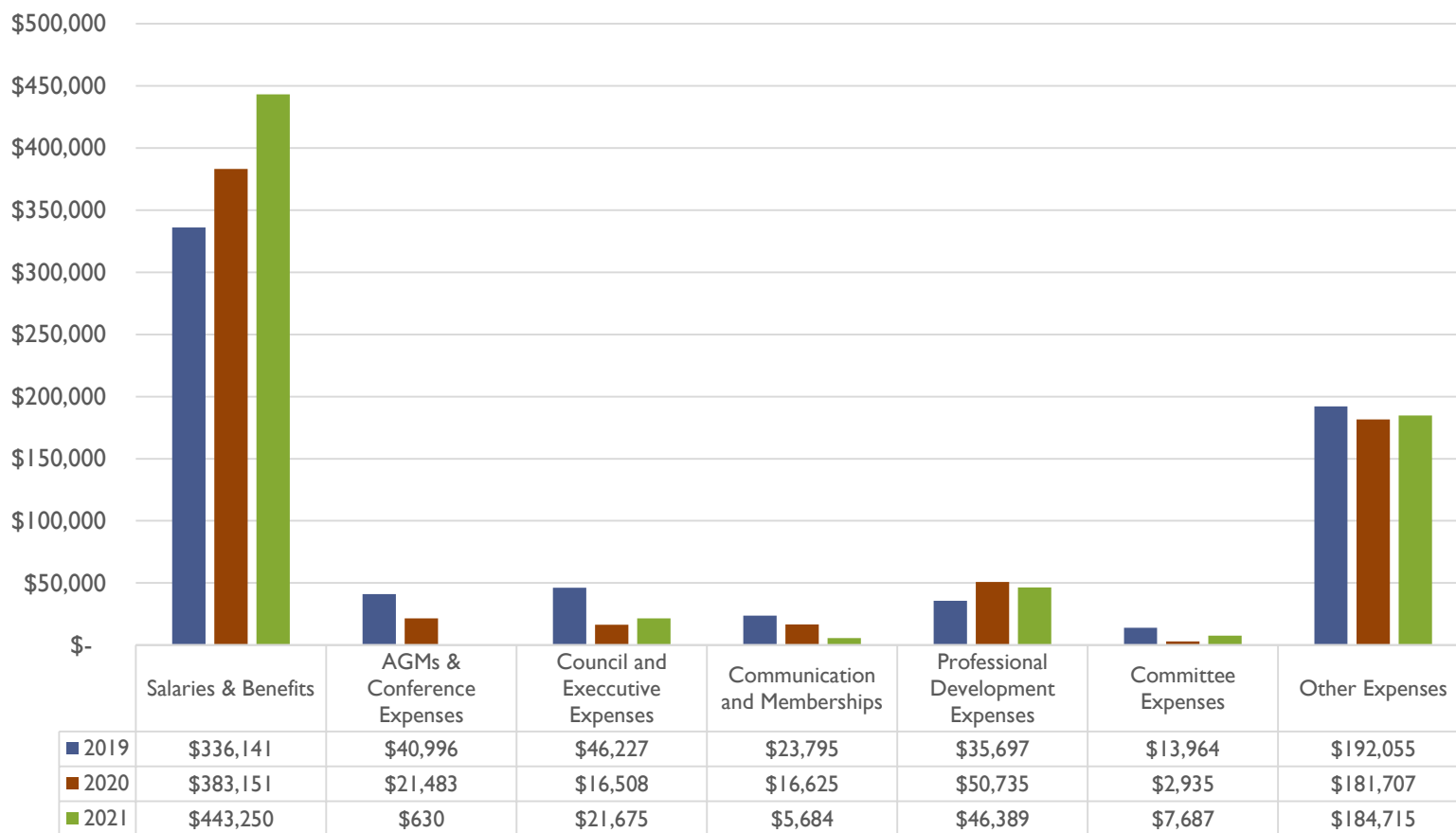


# Comparison of Revenues 2019 - 2021



# Comparison of Expenses 2019- 2021

## Expenses



■ 2019 ■ 2020 ■ 2021

# Other Categories



■ 2020 ■ 2021

# Auditor Observations





# Motion

Motion to, **'Accept the 2021 Audited Financial report as presented.'**



# 2021 Branch Financials

Unaudited

## Branch Allocations & Net Expenses / Revenues

<b>BRANCH</b>	<b>Branch Account at Dec 31, 2021</b>	<b>2021 Branch Allocations</b>	<b>2021 Branch Net Expenses /Revenue</b>
Cariboo Central Interior	\$ 6,673	\$ 3,420	-\$ 75
Fraser Valley	\$ 5,518	\$ 3,360	-\$ 1,800
Kamloops	\$ 5,855	\$ 2,600	-\$ 315
Kootenay Boundary	\$ 3,728	\$ 1,960	-\$ 944
Okanagan	\$ 7,449	\$ 3,180	-\$ 2,252
Peace River	\$ 1,366	\$ 2,000	-\$ 2,641
Vancouver	\$ 4,421	\$ 5,600	-\$ 7,444
Victoria & Islands	\$ 10,912	\$ 4,980	-\$ 395
<b>TOTAL</b>	<b>\$ 45,922</b>	<b>\$ 27,100</b>	<b>-\$ 15,866</b>

In 2021, branches spent a total of \$15,866 of BCIA funds for Branch related functions and Branch professional development. This was 59% of the Branch allocations for 2021. Branches in 2021 were still navigating Covid restrictions but did manage to hold well received virtual sessions and webinars. The small costs associated with those generally came from the Provincial PD Resources budget as webinars are usually open province wide for Registrants. Some Branches were impacted by flooding and fires, which resulted in events being cancelled. Branches are continuing to look for creative ways to spend their annual allocations.

# 2022 BCIA Budget

<b>REVENUES</b>	
Annual Fees	\$ 910,280
Application Fees	\$ 34,375
Professional Seal/Certificates	\$ 1,300
Late Fees/Reinstatement Charges	\$ 10,500
Late Fees - PD Filing Fee	\$ 1,500
Interest Income	\$ 5,300
BCIA Ethics Workshops	\$ 25,000
Indigenous Awareness Training	\$ 67,500
Advertising Revenue	\$ 1,000
BCIA AGM	0
BCIA Conference	\$ 50,000
Branch Professional Development	\$ 6,000
Other Branch Revenues	\$ 5,000
<b>TOTAL REVENUE</b>	<b>\$ 1,117,755</b>

<b>EXPENSES</b>	
Committees & Working Groups	\$ 72,000
BCIA Staff Expenses	\$ 501,555
Executive Director Travel & Expenses	\$ 34,500
Organizational Expenses	\$ 172,600
Branch Expenses	\$ 52,000
PD & Member Services	\$ 163,500
Communications/Outreach	\$ 31,000
Other Services/Projects	\$ 55,120
<b>TOTAL EXPENSES</b>	<b>\$ 1,082,275</b>

TOTAL BCIA EXPENSES	\$ 1,082,275
TOTAL REVENUE	\$ 1,117,755
<b>NET INCOME/LOSS</b>	<b>\$ 35,480</b>

# 2022 BCIA Budget - Expenses

Committees & Working Groups	
Council Meetings	\$ 36,000
Council Executive	\$ 2,500
Audit & Practice Review Committee	\$ 10,000
Credentials Committee	\$ 10,000
Discipline Committee	\$ 2,500
Governance Committee	\$ 3,000
Investigation Committee	\$ 2,500
Nominations Committee	\$ 500
Communications Working Group	\$ 5,000
<b>Total Committee Expenses</b>	<b>\$ 72,000</b>

BCIA Staff	
Staff Wages (includes ED)	\$ 423,785
Staff Benefits (includes ED)	\$ 51,770
Office Staff Training (not including ED)	\$ 3,000
Office staff travel (not including ED)	\$ 10,000
Casual Staff - Travel	\$ 4,500
Staff Recognition	\$ 2,500
Temporary staff	\$ 6,000
<b>Total Staff Expenses</b>	<b>\$ 501,555</b>

Executive Director Travel & Expenses	
Outreach - Branches, public, universities	\$ 12,000
Meetings - ED duties	\$ 10,000
Professional Memberships, Dues	\$ 4,500
Training & Professional Development	\$ 8,000
<b>Total ED Travel &amp; Expenses</b>	<b>\$ 34,500</b>

Organizational Expenses	
Accounting /Audit	\$ 15,000
Bank Fees and Charges	\$ 1,100
Credit Card fees & transactions (does not include Branches)	\$ 29,000
Computer Services & software	\$ 12,000
Web Site and Internet	\$ 17,500
Web Site Development	\$ 15,000
Insurance	\$ 5,000
Legal	\$ 3,000
Office Equipment purchases	\$ 4,000
Office Expenses	\$ 16,000
Photocopying and Leases	\$ 6,500
Postage and Courier	\$ 5,000
Professional Seals and Certificates	\$ 5,500
Rent	\$ 34,000
Telephone	\$ 4,000
<b>Total Organizational Expenses</b>	<b>\$ 172,600</b>

Branch Expenses	
Branch PD	
Branch AGMs	
Other Branch expenditures	
<b>Total Branch Expenses</b>	<b>\$ 52,000</b>

# 2022 BCIA Budget - Expenses

## Professional Development

Ethics & Other Workshops	\$	7,500
Provincial PD Resources	\$	20,000
PD Opportunities	\$	5,000
2022 BCIA AGM	\$	8,000
2022 BCIA Conference	\$	50,000
Indigenous Awareness Training	\$	67,500
PD Audit	\$	4,000
Certificates & Awards	\$	1,500
<b>Total PD &amp; Member Services</b>	<b>\$</b>	<b>163,500</b>

## Communications/Outreach

Print Publications(AGM / Conference Report)	\$	2,000
Communications Outreach	\$	25,000
BCIA Scholarships	\$	3,000
Donations	\$	1,000
<b>Total Communications/Outreach</b>	<b>\$</b>	<b>31,000</b>

## Other Services & Projects

Agrologists of Canada	\$	17,620
Consultant - Areas of Practice & Practice Standards	\$	25,000
Truth & Reconciliation	\$	7,500
BCIA Workshop Development	\$	5,000
<b>Total Other services/Projects</b>	<b>\$</b>	<b>55,120</b>



# Motion for Auditors

**Motion to, 'Table this decision for a period of six(6) months after which Council will report to the Registrants as to a recommendation for an auditor and allow the Registrants to vote on the recommendation by electronic means.'**



# Annual Fees